

3402 ARC PULL

3402 Arc Pull in Dark Bronze (BZ) 10" screw centers

MATERIAL

Bronze

AVAILABLE FINISHES



Dark Bronze (BZ)

Distressed Black (TC)






Light Bronze (LT)



Medium White Bronze (WM)

White Bronze (WL)

Dark Bronze (BZ) - Our Dark Bronze patinas is hand applied on the metal to create a naturally aged appearance. Dark bronze is a living finish and will lighten where touched frequently.

Finish	Code	Length	Screw Center	Width	Projection
 Dark Bronze	BZ.3402 4 5/8	4 5/8"	3 3/4"	3/4"	1 1/8"
	BZ.3402 6 3/4	6 3/4"	6"	3/4"	1 1/8"
	BZ.3402 8 3/4	8 3/4"	8"	3/4"	1 1/8"
	BZ.3402 10 3/4	10 3/4"	10"	3/4"	1 1/8"
 Distressed Black	TC.3402 4 5/8	4 5/8"	3 3/4"	3/4"	1 1/8"
	TC.3402 6 3/4	6 3/4"	6"	3/4"	1 1/8"
	TC.3402 8 3/4	8 3/4"	8"	3/4"	1 1/8"
	TC.3402 10 3/4	10 3/4"	10"	3/4"	1 1/8"
 Light Bronze	LT.3402 4 5/8	4 5/8"	3 3/4"	3/4"	1 1/8"
	LT.3402 6 3/4	6 3/4"	6"	3/4"	1 1/8"
	LT.3402 8 3/4	8 3/4"	8"	3/4"	1 1/8"
	LT.3402 10 3/4	10 3/4"	10"	3/4"	1 1/8"
 Medium White Bronze	WM.3402 4 5/8	4 5/8"	3 3/4"	3/4"	1 1/8"
	WM.3402 6 3/4	6 3/4"	6"	3/4"	1 1/8"
	WM.3402 8 3/4	8 3/4"	8"	3/4"	1 1/8"
	WM.3402 10 3/4	10 3/4"	10"	3/4"	1 1/8"
 White Bronze	WL.3402 4 5/8	4 5/8"	3 3/4"	3/4"	1 1/8"
	WL.3402 6 3/4	6 3/4"	6"	3/4"	1 1/8"
	WL.3402 8 3/4	8 3/4"	8"	3/4"	1 1/8"
	WL.3402 10 3/4	10 3/4"	10"	3/4"	1 1/8"