

**3480 LINEAR PULL**

3480 Linear Pull in Dark Bronze (BZ) 6" screw centers

**MATERIAL**

Bronze

**AVAILABLE FINISHES**



Dark Bronze (BZ)

Distressed Black (TC)






Light Bronze (LT)



Medium White Bronze (WM)

White Bronze (WL)

**Dark Bronze (BZ)** - Our Dark Bronze patinas is hand applied on the metal to create a naturally aged appearance. Dark bronze is a living finish and will lighten where touched frequently.

Finish	Code	Length	Screw Center	Width	Projection
 Dark Bronze	BZ.3480 4 1/8	4 1/8"	3 3/4"	5/8"	1 1/4"
	BZ.3480 6 3/8	6 3/8"	6"	5/8"	1 1/4"
	BZ.3480 8 3/8	8 3/8"	8"	5/8"	1 1/4"
	BZ.3480 10 3/8	10 3/8"	10"	5/8"	1 1/4"
 Distressed Black	TC.3480 4 1/8	4 1/8"	3 3/4"	5/8"	1 1/4"
	TC.3480 6 3/8	6 3/8"	6"	5/8"	1 1/4"
	TC.3480 8 3/8	8 3/8"	8"	5/8"	1 1/4"
	TC.3480 10 3/8	10 3/8"	10"	5/8"	1 1/4"
 Light Bronze	LT.3480 4 1/8	4 1/8"	3 3/4"	5/8"	1 1/4"
	LT.3480 6 3/8	6 3/8"	6"	5/8"	1 1/4"
	LT.3480 8 3/8	8 3/8"	8"	5/8"	1 1/4"
	LT.3480 10 3/8	10 3/8"	10"	5/8"	1 1/4"
 Medium White Bronze	WM.3480 4 1/8	4 1/8"	3 3/4"	5/8"	1 1/4"
	WM.3480 6 3/8	6 3/8"	6"	5/8"	1 1/4"
	WM.3480 8 3/8	8 3/8"	8"	5/8"	1 1/4"
	WM.3480 10 3/8	10 3/8"	10"	5/8"	1 1/4"
 White Bronze	WL.3480 4 1/8	4 1/8"	3 3/4"	5/8"	1 1/4"
	WL.3480 6 3/8	6 3/8"	6"	5/8"	1 1/4"
	WL.3480 8 3/8	8 3/8"	8"	5/8"	1 1/4"
	WL.3480 10 3/8	10 3/8"	10"	5/8"	1 1/4"