


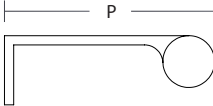


SELECT CABINET KNOB & EDGE PULLS

Technical Specifications

EMTEK®

SELECT CABINET EDGE PULL				Stem	Bar Pull
Product Code	C-to-C	Overall	Projection (P)		
84080	3 ¾"	4 ½"	2 ¼"	 <p>ROUND (EDGR)</p>	 <p>KNURLED (KN)</p>  <p>SMOOTH (SM)</p>
84081	4 ¼"	5"	2 ¼"		
84082	5 ¼"	6"	2 ¼"		
84083	6 ¼"	7"	2 ¼"		
84084	8 ¼"	9"	2 ¼"		
84085	10 ¼"	11"	2 ¼"		
84086	12 ¼"	13"	2 ¼"		
 <p>NOT DRAWN TO SCALE</p>				<p>STEM AND PULL WILL BE PERMANENTLY AFFIXED.</p>	