

## MT4446 RIDGED PULL

MT4446 Ridged Pull in Dark Oil Rubbed (DOR) 6" screw centers

### MATERIAL

Brass

### AVAILABLE FINISHES



Dark Oil Rubbed (DOR)

Polished Chrome (PCH)






Polished Nickel (PNI)



Satin Brass (MSB)

Satin Nickel (GSN)

**Dark Oil Rubbed (DOR)** - An aged finish on brass creating a vintage appearance, yet one that also looks outstanding in contemporary schemes. Over a period of time the bronze colour will lighten along any edges and surfaces that are frequently touched and create a naturally aged appearance highlighting frequently touched areas and exposing the brass below.

Finish	Code	Length	Screw Center	Width	Projection
 Dark Oil Rubbed	MT4446-102-DOR	5 1/2"	4"	7/16"	1 3/16"
	MT4446-152-DOR	7 1/2"	6"	7/16"	1 3/16"
	MT4446-203-DOR	9 1/2"	8"	7/16"	1 3/16"
	MT4446-254-DOR	11 1/2"	10"	7/16"	1 3/16"
 Polished Chrome	MT4446-102-PCH	5 1/2"	4"	7/16"	1 3/16"
	MT4446-152-PCH	7 1/2"	6"	7/16"	1 3/16"
	MT4446-203-PCH	9 1/2"	8"	7/16"	1 3/16"
	MT4446-254-PCH	11 1/2"	10"	7/16"	1 3/16"
 Polished Nickel	MT4446-102-PNI	5 1/2"	4"	7/16"	1 3/16"
	MT4446-152-PNI	7 1/2"	6"	7/16"	1 3/16"
	MT4446-203-PNI	9 1/2"	8"	7/16"	1 3/16"
	MT4446-254-PNI	11 1/2"	10"	7/16"	1 3/16"
 Satin Brass	MT4446-102-MSB	5 1/2"	4"	7/16"	1 3/16"
	MT4446-152-MSB	7 1/2"	6"	7/16"	1 3/16"
	MT4446-203-MSB	9 1/2"	8"	7/16"	1 3/16"
	MT4446-254-MSB	11 1/2"	10"	7/16"	1 3/16"
 Satin Nickel	MT4446-102-GSN	5 1/2"	4"	7/16"	1 3/16"
	MT4446-152-GSN	7 1/2"	6"	7/16"	1 3/16"
	MT4446-203-GSN	9 1/2"	8"	7/16"	1 3/16"
	MT4446-254-GSN	11 1/2"	10"	7/16"	1 3/16"